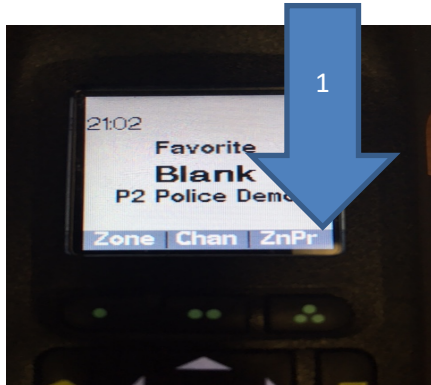


MONTGOMERY COUNTY MOTOROLA APX PORTABLE RADIO QUICK USERS GUIDE-FAVORITES




The Favorites bank allows your radio to be programmed with talk groups that are frequently used. If there are no talk groups selected to occupy the bank it will say **Blank** and emit a constant audible tone.


To program the Favorites bank:

1. Press the button under **ZnPr** (Zone Program)

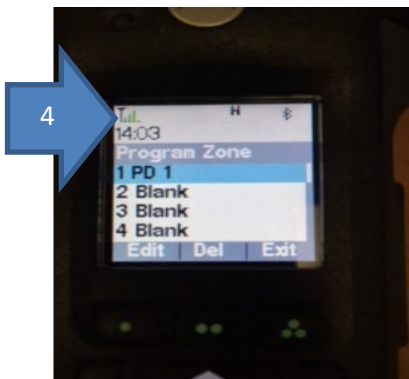
2. Press the **Edit** button on the radio




3. Select the bank which contains the talk groups you would like programmed.



4. Select the Talk group you would like in the first position.



5. Repeat these steps to fill up to 16 open talk groups.



To Delete a Talk Group from Favorites select the **Del** (delete) button.