

OTHER DISPOSAL OPTIONS



Ask your doctor if he or she will accept your properly "containerized" sharps for safe disposal.



Contact your local hospital to see if it will accept sharps that have been properly secured in a container.



Check with your pharmacy. Some sell specially designed containers for use by homeowners in securing health care wastes for disposal in household trash.



If your community is served by a regional household hazardous waste (HHW) collection facility, ask if it will accept your sharps.



For more information, contact:


DEP REGIONAL OFFICES

- SOUTHEAST REGION, NORRISTOWN.....(484) 250-5900**
Bucks, Chester, Delaware, Montgomery & Philadelphia counties
- NORTHEAST REGION, WILKES-BARRE.....(570) 826-2511**
Carbon, Lackawanna, Lehigh, Luzerne, Monroe, Northampton, Pike, Schuylkill, Susquehanna, Wayne & Wyoming counties
- SOUTHCENTRAL REGION, HARRISBURG.....(717) 705-4700**
Adams, Bedford, Berks, Blair, Cumberland, Dauphin, Franklin, Fulton, Huntingdon, Juniata, Lancaster, Lebanon, Mifflin, Perry & York counties
- NORTHCENTRAL REGION, WILLIAMSPORT.....(570) 327-3636**
Bradford, Cameron, Centre, Clearfield, Clinton, Columbia, Lycoming, Montour, Northumberland, Potter, Snyder, Sullivan, Tioga & Union counties
- SOUTHWEST REGION, PITTSBURGH.....(412) 442-4000**
Allegheny, Armstrong, Beaver, Cambria, Fayette, Greene, Indiana, Somerset, Washington & Westmoreland counties
- NORTHWEST REGION, MEADVILLE.....(814) 332-6945**
Butler, Clarion, Crawford, Elk, Erie, Forest, Jefferson, Lawrence, McKean, Mercer, Venango & Warren counties

— An Equal Opportunity Employer —

for more information, please visit
DEP's Web site at
www.depweb.state.pa.us, keyword: Infectious
and Chemotherapeutic Waste.

DISPOSAL TIPS FOR HOME HEALTH CARE WASTES



pennsylvania

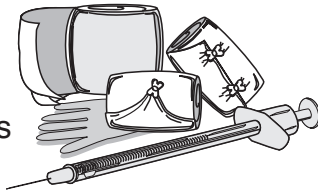
DEPARTMENT OF ENVIRONMENTAL PROTECTION

Commonwealth of Pennsylvania



Home health care wastes

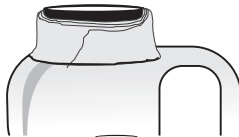
primarily consist of used "sharps," such as needles, syringes, lancets and other sharp objects, as well as soiled bandages, disposable sheets and medical gloves. You can help prevent injury, illness and pollution by following some simple steps when disposing of these wastes in your household trash.



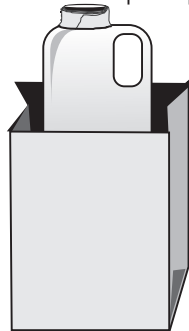
1. Place all sharps in a puncture-resistant, hard plastic or metal container. An empty detergent bottle with a screw-on cap or an empty coffee can will do.



2. Close the container with its original lid and secure with heavy duty tape.



3. Place the tightly sealed container in a paper bag and discard it with your household trash.




DO NOT PLACE IT WITH YOUR RECYCLABLES.

4. Place non-sharp home health care wastes in a doubled, securely fastened, opaque plastic trash bag before putting them in your garbage can with other wastes.



RECOMMENDED TREATMENT:

Prior to disposal, disinfect your sharps with a solution of 1 teaspoon of bleach in 1/2 gallon of water.



"DOs & DON'Ts"

DO:

- Place sharps in an opaque, puncture-resistant container.
- Seal lids on containers of sharps with heavy-duty tape.
- Seal trash bags with tape or wire/plastic ties.
- Label plastic jug or metal can "DO NOT RECYCLE."
- Keep waste containers out of reach of children and animals.

DON'T:

- Place loose sharps in the trash or toilet.
- Label the containers as medical waste.
- Clip needles with a pair of scissors.
- Place sealed containers in with recyclables.

DO NOT RECYCLE ANY SHARPS!