

# COUNTY OF MONTGOMERY



## OVERVIEW OF PROPOSED 2017 BUDGET AND CAPITAL IMPROVEMENT PROGRAM (2017 – 2021)

**Public Hearings  
December 1, 2016 (11:30 AM and 4:00 PM)**

## **Proposed 2017 Budget Highlights**

- **The 2017 Revenue is budgeted at \$415.6 million, an increase of \$25.9 million or 6.6% as compared to the 2016 Budget.**
  - ✓ **Includes a proposed Dedicated Real Estate Tax (RET) Millage Rate (0.39 mills) to provide restricted funding to the Montgomery County Community College.**
  - ✓ **The County's General Fund Operating RET Millage Rate (3.459 mills) will remain unchanged from 2016.**
  - ✓ **Includes various annual departmental fee increases across the organization.**
- **The 2017 Expenditures are budgeted at \$409.5 million, an increase of \$19.8 million or 5% as compared to the 2016 Budget.**
  - ✓ **Includes restricted funding (approximately \$22 million annually) to the Montgomery County Community College to support the needs and aspirations of those who live, work, and conduct business in Montgomery County.**
  - ✓ **Includes increased grant funded contractual service expense (offset by grant revenue).**
  - ✓ **Includes additional General Fund funding (\$1 million) to the County's Emergency Dispatch Services Fund (Public Safety)**
  - ✓ **Includes increased debt service related to the 2016 Series A Bond Issue used to fund the 2016/2017 Capital Improvement Program**
  - ✓ **Includes employee wage increases contractual (in the range of 2.75% - 3%) and non-contractual (2.75%)**
- **The budget maintains General Fund reserves above minimum budget goal of 10% and commitment to improving County owned infrastructure and expansion of parks and trails.**

**COUNTY OF MONTGOMERY  
PROPOSED 2017 GENERAL FUND BUDGET**

**GENERAL FUND BUDGET SUMMARY**

BUDGET SUMMARY	2016 Budget	2016 Projected	2017 Proposed
Real Estate Valuation (Billions)	\$ 59.645	\$ 59.645	\$ 60.042
General Fund Operating Tax Rate (Mills)	3.459	3.459	3.459
Net Current Taxes	\$ 197,703,462	\$ 197,503,462	\$ 198,638,462
Montgomery County Community College Tax Rate (Mills)			0.39
Net Current Taxes			22,332,000
Prior Year Taxes	4,500,000	4,670,000	4,700,000
<b>Total Real Estate Taxes</b>	<b>202,203,462</b>	<b>202,173,462</b>	<b>225,670,462</b>
Parkhouse and HSC Facilities	134,000	124,000	124,000
Departmental & Other Revenue	50,977,389	50,581,883	51,249,475
Grant Revenue	136,439,383	136,864,060	138,546,997
<b>Total Revenues</b>	<b>389,754,234</b>	<b>389,743,405</b>	<b>415,590,934</b>
Fund Balance January 1	40,562,765	40,850,278	39,570,100
Total Revenues and Balance Appropriation	430,316,999	430,593,683	455,161,034
<b>Total Expenditures</b>	<b>389,722,974</b>	<b>391,023,583</b>	<b>409,542,310</b>
<b>Annual Operating Surplus/(Deficit)</b>	<b>31,260</b>	<b>(1,280,178)</b>	<b>6,048,624</b>
Projected Year-End Fund Balance	\$ 40,594,025	\$ 39,570,100	\$ 45,618,724
<b>Fund Balance as a Percentage of Revenues</b>	<b>10.42%</b>	<b>10.15%</b>	<b>10.98%</b>

**COUNTY OF MONTGOMERY  
PROPOSED 2017 GENERAL FUND BUDGET**

**GENERAL FUND DEPARTMENTAL EXPENDITURES**

DEPARTMENT	2016 Budget	2016 Projected	2017 Proposed
Commissioners	\$ 2,811,644	\$ 2,783,528	\$ 2,850,854
Assets and Infrastructure	6,145,403	6,206,857	5,952,536
Board Of Assessment Appeals	3,354,189	3,287,105	3,388,184
Controller	1,771,521	1,700,660	1,891,069
Security	1,123,992	1,101,512	1,299,737
Commerce -			
Economic/Workforce Development	434,775	434,775	465,739
Human Resources	907,928	889,769	1,084,875
Information Technology Solutions	7,115,268	6,853,245	7,429,627
Planning Commission	4,324,361	4,264,536	4,537,505
Public Defender	4,532,732	4,489,632	4,652,770
Purchasing	847,973	814,054	792,843
Recorder Of Deeds	1,606,606	1,566,441	1,576,452
Tax Collector's Fees	1,370,000	1,644,000	1,370,000
Tax Claim Bureau	729,300	948,090	723,899
Treasurer	728,966	699,807	736,518
Voter Services	2,287,825	2,287,825	1,809,004
<i><b>Total County Administration</b></i>	<b>40,092,483</b>	<b>39,971,836</b>	<b>40,561,612</b>
<u>Judicial</u>			
Clerk Of Courts	2,594,636	2,529,770	2,538,934
Coroner	1,523,984	1,523,984	1,663,431
Courts/Drug Court	16,561,329	16,395,716	17,127,488
Court Appointed Fees	875,000	875,000	930,000
District Attorney	15,442,402	15,442,402	16,532,268
District Justices	9,990,890	9,896,530	10,161,797
Domestic Relations	8,503,724	8,248,612	8,615,077
Jury Board	581,454	569,825	600,732

**COUNTY OF MONTGOMERY  
PROPOSED 2017 GENERAL FUND BUDGET**

**GENERAL FUND DEPARTMENTAL EXPENDITURES**

DEPARTMENT	2016 Budget	2016 Projected	2017 Proposed
Law Library	746,255	723,867	758,155
Prothonotary	2,281,933	2,202,065	2,043,295
Register Of Wills	1,219,456	1,195,067	1,189,239
Sheriff/Central Processing	8,998,639	8,998,639	9,952,854
<b>Total Judicial</b>	<b>69,319,702</b>	<b>68,601,477</b>	<b>72,113,270</b>
 <u>Corrections</u>			
Adult Probation	8,888,972	8,666,748	9,233,699
Juvenile Probation	5,268,270	5,450,063	5,244,900
Child Care - Delinquent	10,265,000	10,625,000	10,178,000
Driving Under the Influence	485,118	497,246	493,494
Correction Facility	37,424,822	38,376,545	37,800,251
Youth Detention Center	4,616,766	4,478,263	4,657,743
<b>Total Corrections</b>	<b>66,948,948</b>	<b>68,093,865</b>	<b>67,608,087</b>
 <u>Human Services</u>			
Aging & Adult Services	19,967,373	19,168,678	19,760,302
Children And Youth Admin	12,672,950	12,972,950	13,049,939
Child Care-Dependent	16,000,000	16,000,000	17,160,330
Day Care	27,168,353	27,168,353	28,809,883
Drug And Alcohol Programs	5,416,767	4,929,258	5,420,035
Behavioral Health Programs	48,394,878	48,394,878	49,141,859
Health Department	9,759,538	9,369,156	9,825,677
Community Connections	222,000	222,000	216,500
Youth Shelter Center	1,398,367	1,356,416	1,434,948
Parkhouse and Assisted Living	554,000	537,380	504,000
Veterans Affairs	524,015	518,775	539,752
<b>Total Human Services</b>	<b>142,078,241</b>	<b>140,637,844</b>	<b>145,863,225</b>

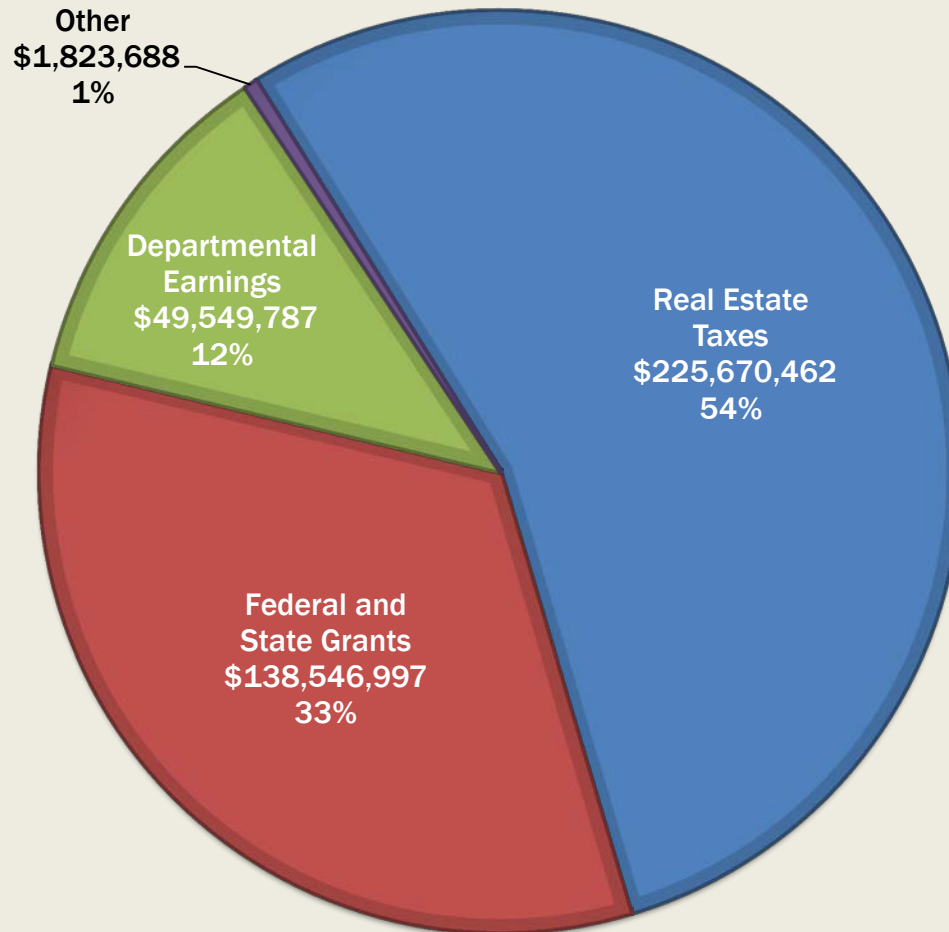
**COUNTY OF MONTGOMERY  
PROPOSED 2017 GENERAL FUND BUDGET**

**GENERAL FUND DEPARTMENTAL EXPENDITURES**

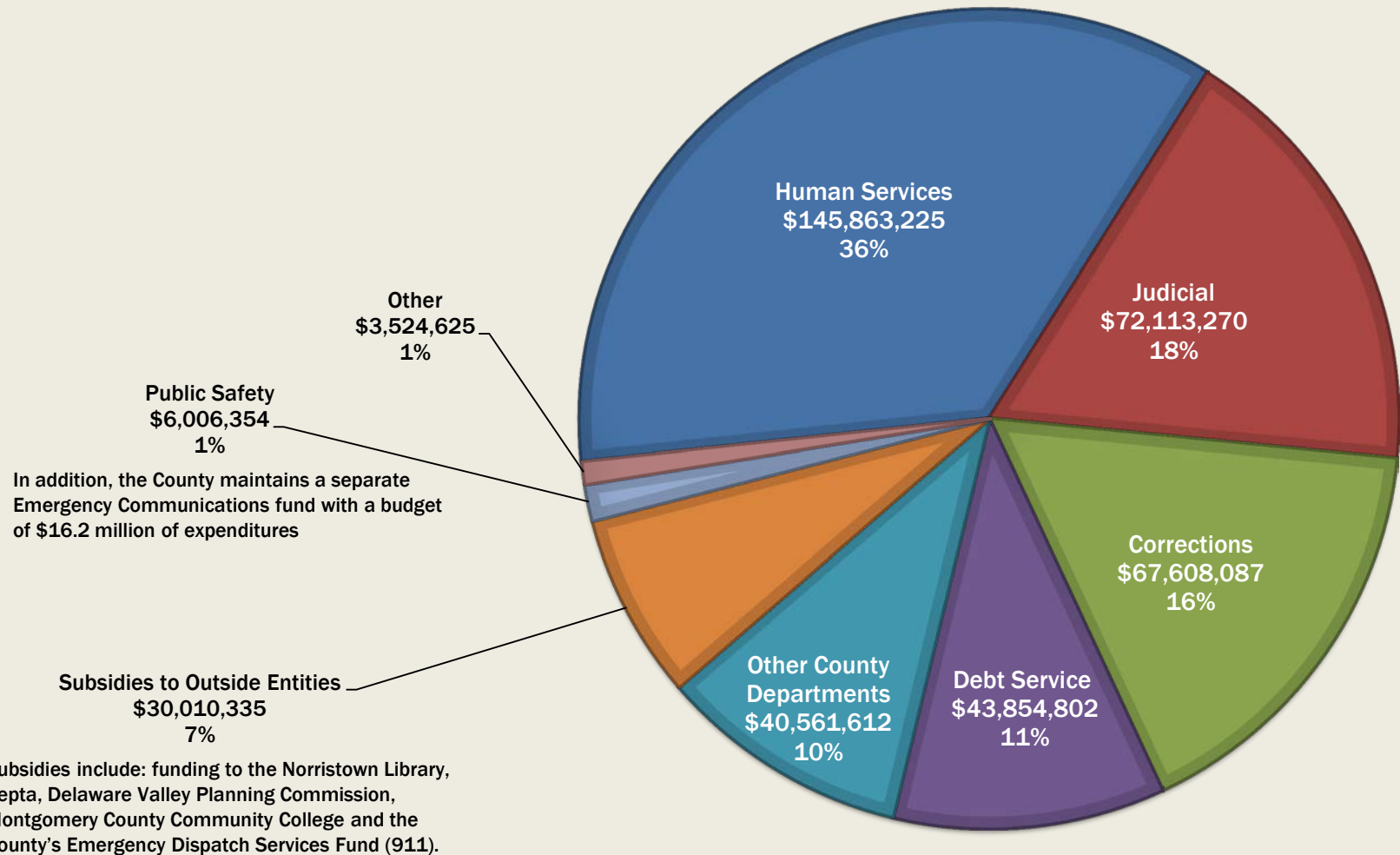
DEPARTMENT	2016 Budget	2016 Projected	2017 Proposed
Public Safety	4,633,988	4,223,744	5,006,354
<i>Total Public Safety*</i>	4,633,988	4,223,744	5,006,354
<u>Other</u>			
Insurance	1,600,000	1,530,000	1,655,000
Debt Services	41,035,095	40,875,300	43,854,802
Reduction In Staff Complement	(2,575,000)	-	(2,280,375)
Tax Refunds And Appraisals	1,000,000	1,000,000	1,000,000
Legal And Professional Fees	250,000	250,000	250,000
Non Contractual Base Wage Adjustment			2,900,000
Miscellaneous		-	
<i>Total Other</i>	41,310,095	43,655,300	47,379,427
<u>Transfers To Other Funds</u>			
Emergency Communications	-	500,000	1,000,000
<i>Total Transfers</i>	-	500,000	1,000,000
<u>Subsidies</u>	25,339,517	25,339,517	30,010,335
<b>Total General Fund Expenditures</b>	<b>\$ 389,722,974</b>	<b>\$ 391,023,583</b>	<b>\$ 409,542,310</b>

\*Updated November 18, 2016

# PROPOSED 2017 GENERAL FUND REVENUE BUDGET - \$415.6 MILLION

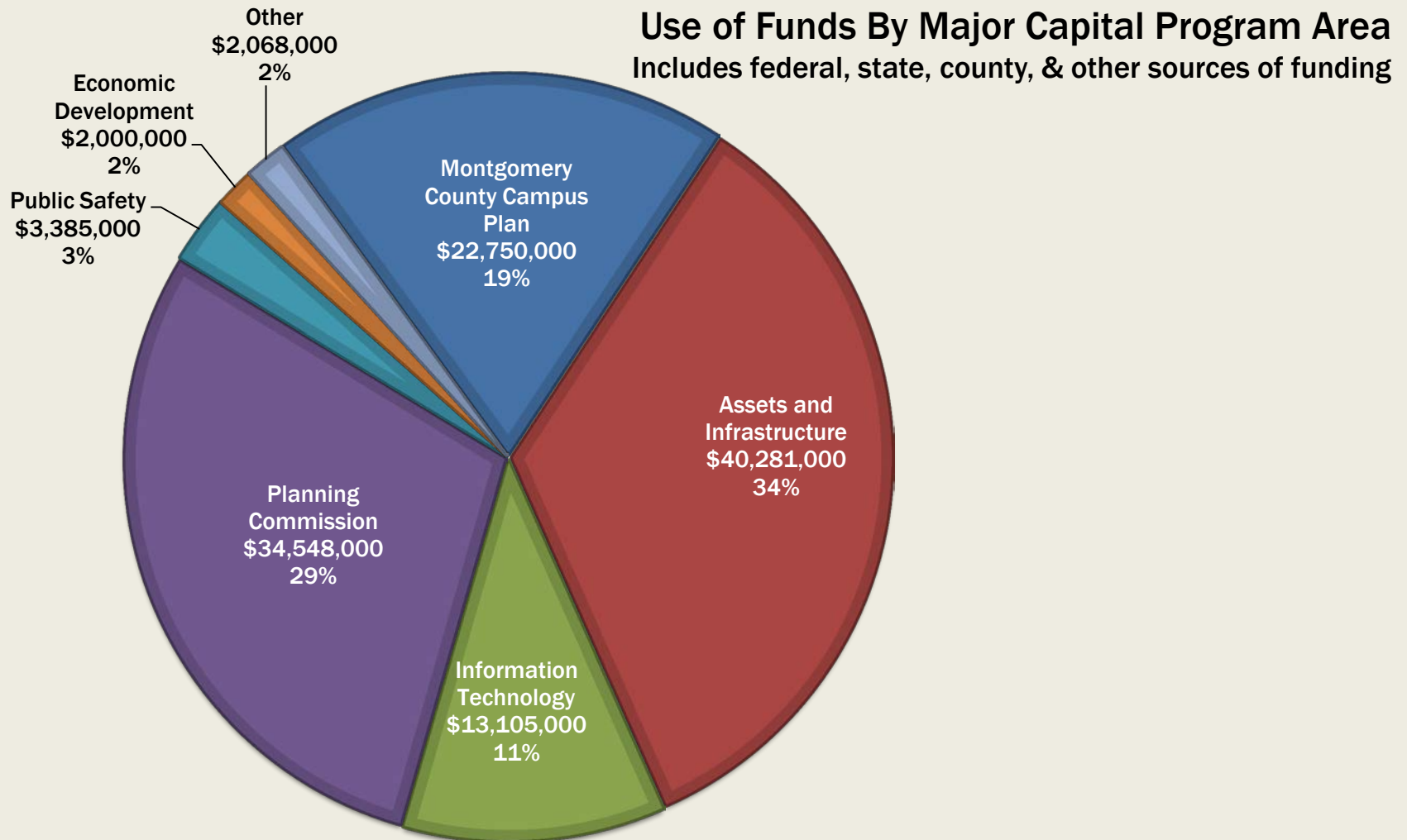


# PROPOSED 2017 BUDGET EXPENDITURES BY FUNCTION - \$410 MILLION





# MONTGOMERY COUNTY PROPOSED 2017 CAPITAL IMPROVEMENT PROGRAM



# A SNAPSHOT OF PROGRESS IN MONTGOMERY COUNTY

## MEETING COUNTY PENSION OBLIGATIONS

2008-2012: **Zero Payments**

2013: **\$3.2 Million Payment**

2014: **\$3.5 Million Payment**

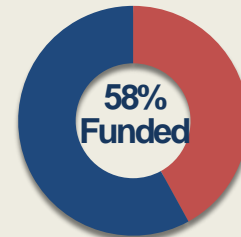
2015: **\$3.5 Million Payment**

2016: **\$8 Million Payment**

2017: **\$8 Million Payment** (Proposed 2017 Budget)

## YEAR-END FUND BALANCE

2011



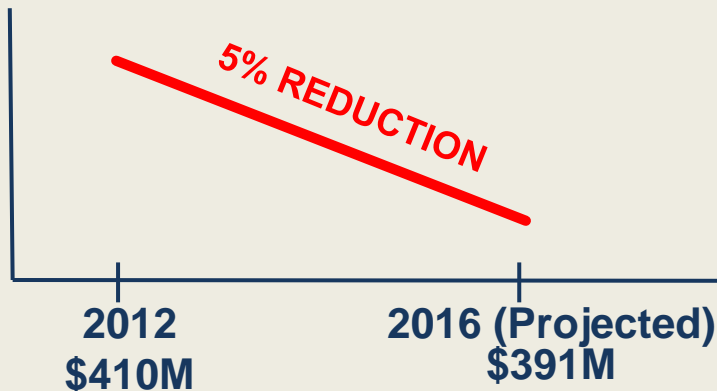
**\$24 MILLION**

2016 (Projected)



**\$39.6 MILLION**  
(AT RECOMMENDED LEVEL)

## OPERATING EXPENDITURES



## DEBT

2 0 1 2  
**\$417**  
MILLION

-4.3%

2 0 1 6  
**\$399**  
MILLION

# MONTGOMERY COUNTY COMMUNITY COLLEGE SUPPORT 2011-2017 (PROPOSED)

<b>Budget Year</b>	<b>MCCC Support</b>
<b>2011</b>	<b>\$21 million</b>
<b>2012</b>	<b>\$21 million</b>
<b>2013</b>	<b>\$16 million</b>
<b>2014</b>	<b>\$17 million</b>
<b>2015</b>	<b>\$18 million</b>
<b>2016 (projected)</b>	<b>\$18 million</b>
<b>2017 (proposed)</b>	<b>\$22 million*</b>

\*County also provides existing campus land and buildings at no cost (estimated \$2.2 million annual value)

# 2017 PROPOSED GENERAL FUND REAL ESTATE TAX (RET) MILLAGE COMPARISONS

County	Operating Budget (proposed)	Real Estate Millage (proposed)	RET Per \$100K Market Value
Bucks	\$415,000,000	23.200	\$257
Delaware	\$351,000,000	5.604	\$364
Chester	\$460,000,000	4.369	\$235
Montgomery	\$410,000,000	3.849*	\$216

\*Includes proposed dedicated RET millage (0.39) to provide ongoing (restricted) funding to the Montgomery County Community College.